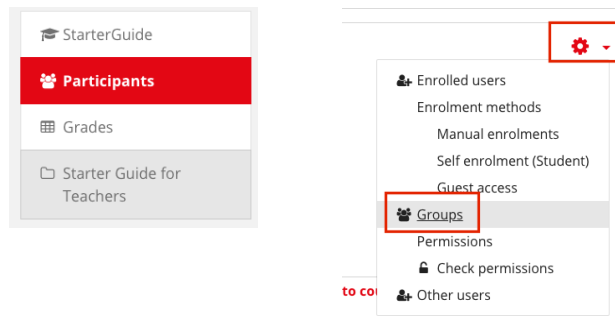


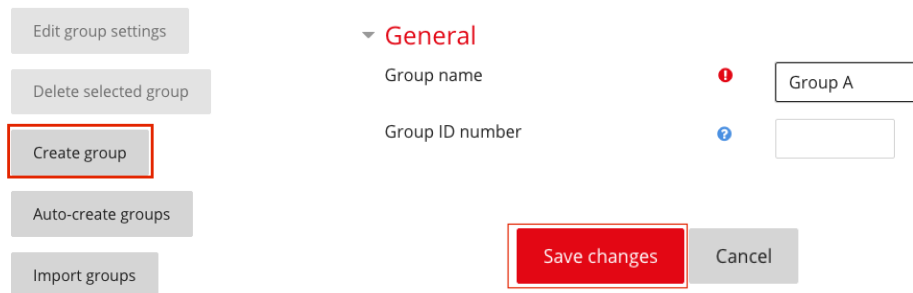
How to create groups ?

If you plan to have work in group in your class, you can also create groups in Moodle. It will allow for instance to have the students to submit assignment per group and to grade them by group as well.

To create groups, click on Participants > dented wheel (top left) > Groups



Click on « create group » > named group > save changes



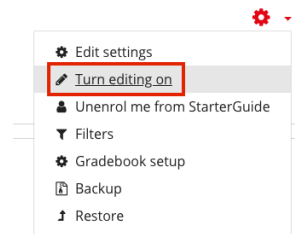
Once the group is created you can add users.

To do it click on « Add/remove users »



How to let your students choose their group ?

Click on dented wheel > Turn editing on



In the desired section of your course, click on “Add an activity or a resource”. Choose “Group choice” and click “Add”



In « General » enter a title and a description.

1- In « Miscellaneous » choose if you want to allow the students to register in several groups.

2- The option “Limit the number of responses allowed” when enabled limits the numbers of participants per group.

3- In “General limitation”, you can choose the maximum number of participants per group .

▼ Miscellaneous settings

1 Allow enrollment to multiple groups

Publish results

Privacy of results

Allow choice to be updated

Show column for unanswered

Limit the number of responses allowed ⓘ 2

General limitation 3

In Groups, you can select the groups that will be available for students' choice.

▼ Groups

Groups ⓘ

Available Groups	Selected Groups
Group A	
<input type="button" value="Add"/> <input type="button" value="Remove"/>	
<input type="button" value="Expand All Groupings"/> <input type="button" value="Collapse All Groupings"/>	
Double click on a grouping to expand/collapse individually. Double click on a group to add it.	

Sort groups by

System Default (currently Group creation date) ▾

If you wish, you can also limit the time of registration in “Restrict answering to this time period”.

Please note that all the participants that are not registered in a group will be in registered in a Default group.

You can use the News Forum to remind the students to register in a group.