


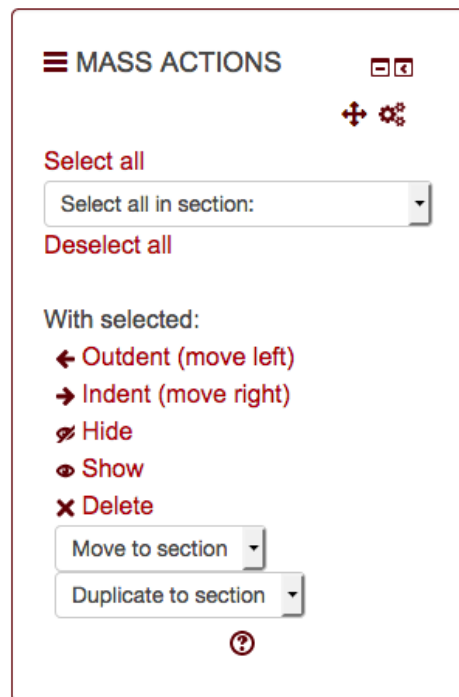
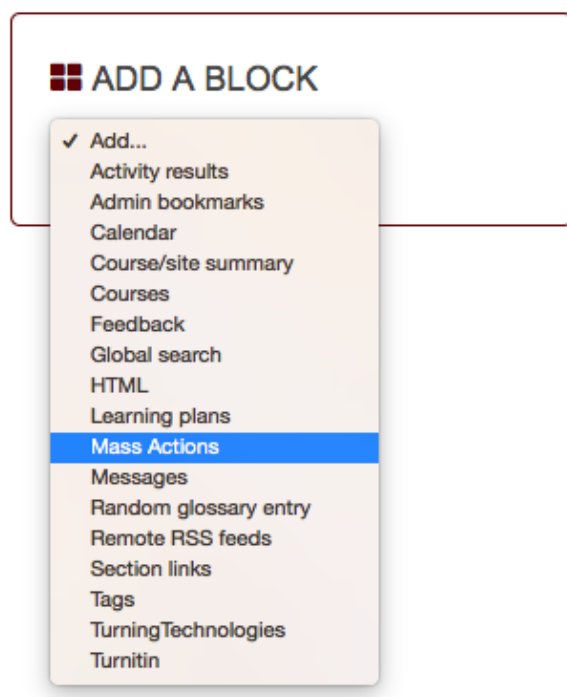
How to do «Mass Actions » ?

1- Turn editing on

Français **English**

 Turn editing on

2- Add « Mass Actions » block
- The block “Mass Actions” appear



When this block is activated, a click box will appear next to each item. You can manually select the item you wish to act on or choose “select all” in the block, then you can choose to delete all the ticked items at once.

