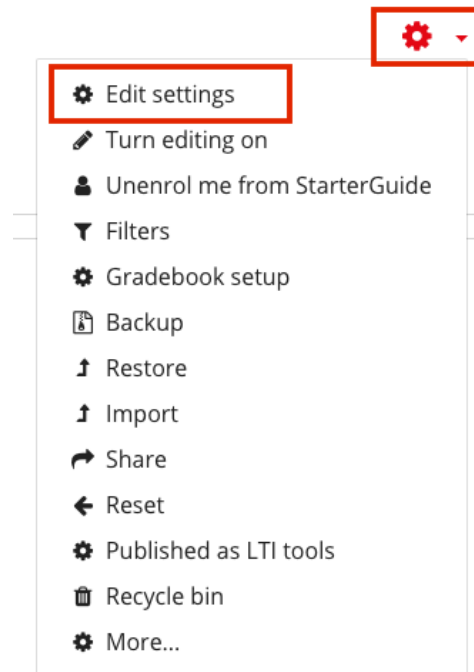


How to change the course start date ?

Dented wheel (at the top right) > Edit Settings >














Choose the date from the calendar :

Be careful that the end date is not earlier than the start date, otherwise the course will automatically be displayed in the « past » section.

Edit course settings

General

Course full name	 	<input type="text" value="Moodle starter guide for Teachers"/>
Course short name	 	<input type="text" value="StarterGuide"/>
Course category		<input type="text" value="Miscellaneous"/>
Course visibility		<input type="text" value="Show"/>
Course start date		<input type="text" value="17"/> <input type="text" value="September"/> <input type="text" value="2018"/> <input type="text" value="00"/> <input type="text" value="00"/> 
Course end date		<input type="text" value="6"/> <input type="text" value="September"/> <input type="text" value="2018"/> <input type="text" value="15"/> <input type="text" value="33"/>  <input type="checkbox"/> Enable
Course ID number		<input type="text"/>