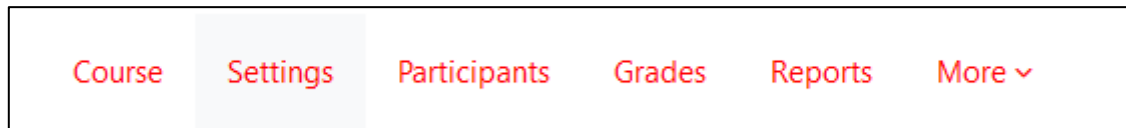


How to change the course start date?

→ First, let's go to the "Settings" tab at the top of the course page:



→ You can access the start and end date of your course here:

Edit course settings

Expand all


▼ **General**


Course full name ?

Course short name ?

Course category ? x ITOP-SDESK
 ▼

Course visibility ? ▼

Course start date ? ▼ ▼ ▼ ▼ ▼ 

Course end date ? Enable ▼ ▼ ▼ ▼ ▼ 

Course ID number ?

Be careful that the end date is not earlier than the start date, otherwise, the course will automatically be displayed in the «past» section!