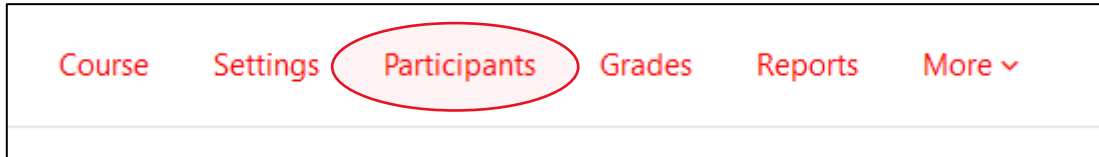


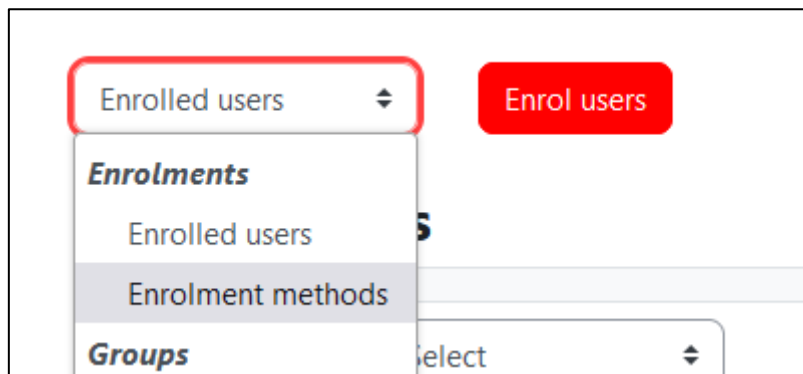
How to add an enrolment key?

You can add an enrolment key to your course in order to prevent students who are not registered in IS-Academia to have access to your course.

→ First, click on “Participants”:



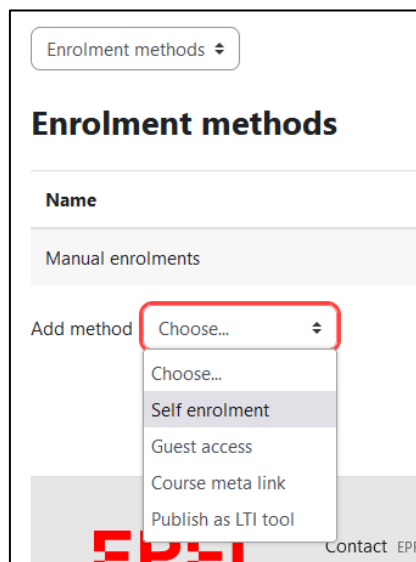
→ Then, use the “Enrolled users” dropdown menu to navigate to “Enrolment methods”:



→ Find the “Self enrolment” method and click on the cog icon, or add it using the “Add method” dropdown menu:



OR



→ Finally, scroll to the “Enrolment key” option, and enter a key:

