




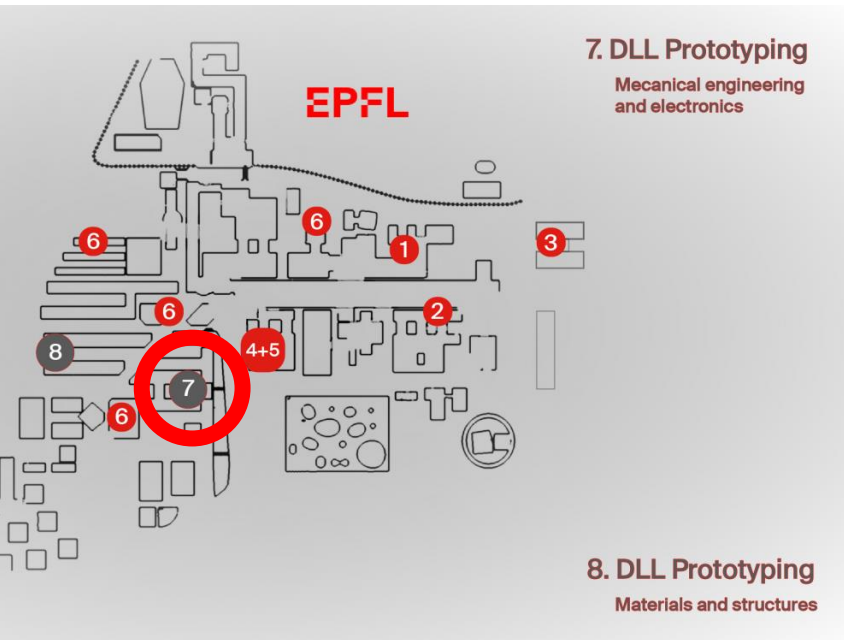
Online training (before week 3)



3D printing training (week 9, 25.4)



Soldering training (week 9, 25.4)



7. DLL Prototyping
Mechanical engineering
and electronics

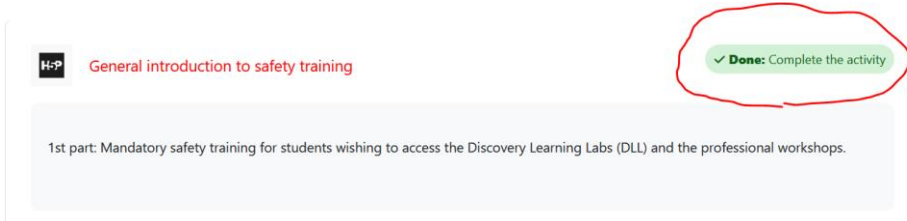
8. DLL Prototyping
Materials and structures



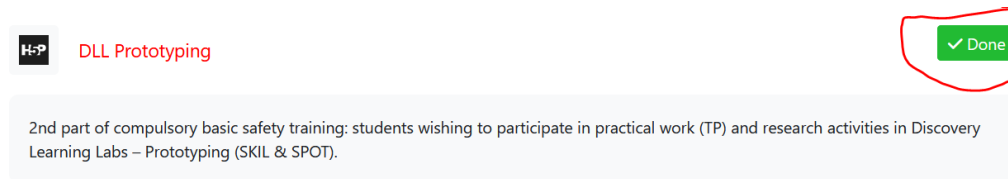
Online training

Necessary to access any type of resources in the makerspaces, it is done in 2 steps

1. The safety part (20 min) : <https://go.epfl.ch/moodle-training>



2. The general training providing all the useful information regarding the MAKE ecosystem (20 min):
 1. Click on this link (only for BSc/MSc students) <https://make.epfl.ch/training>
 2. Select MICRO-515 on the first page
 3. If you succeed in answering the quiz the supervisor receives an email to validate the student and give CAMIPRO access to basic resources



Note: if you already have done these trainings for another project, you just have to go on this link

<https://make.epfl.ch/training> >> select MICRO-515 >> You won't be asked to redo the quiz and watch the tutorials and the supervisor directly receives an email

A video “How to get access to the makerspaces”:

https://mediaspace.epfl.ch/playlist/dedicated/29269/0_x01wdeqz/0_v44e1snf